


small talk

N.A.M.E. Region N-1 Newsletter Fall 2022 Issue No. 54
Representing: Arizona; New Mexico; So. Nevada; El Paso, Texas; and So. California
REGION N-1 HAS A WEBSITE! <http://n1.miniatures.org/>



A Message from Jan Feldhouse

It has been my honor and pleasure to be the Regional Coordinator of N-1 for these last few years. I believe we have one of the best regions around and that is due to the extraordinary leadership (even through a pandemic!) of your state representatives and the active participation of the club presidents and club members. I am resigning due to personal family matters. Please continue to support NAME and the new Coordinator. Bless you all!

Editor's Note: Jan worked tirelessly with ingenuity and persistence to promote the members of Region N-1 and NAME. Those of you who worked directly with her know that she is special and will be missed.

FINAL THOUGHTS FROM JAN--I've found in getting ready to begin a miniature project/piece some background knowledge maybe necessary for accuracy unless it's strictly fantasy. I was intrigued with the word miniature and how it came to be used. I found an article that enlightened me, but the author is unknown.

Miniature – its Latin ancestor was concerned not of size but color.

Before printing presses, anything printed was by hand: someone pressed pigmented paint to surface and left marks there. Mostly people used black pigment and sometimes red, especially for titles, large initial letters, and decorative drawings. The Latin name for red coloring – which was either cinnabar or red lead – was “minimum” so the corresponding verb was to color with minium was “miniare.”

This process was so strong that the meaning of “miniare” was broadened until it meant “to decorate a manuscript.” The noun form of the word “miniature” was used to refer to the art of illuminating –adding illustrations to a manuscript, regardless of the colors used. Since manuscripts were small by comparison with most other paintings, miniatura came to refer not only manuscripts but to any small portrait or painting and eventually to anything very small. The word was borrowed into English in the late 16th century as miniature.

So, enjoy making your miniatures in whatever period you choose and whatever color!

Region N-1 Leadership Team

Regional Coordinator, N1: If you or anybody you know, would like to take on the Regional Coordinator position, please let Jan or Nancye know. Jan has compiled a small notebook of information that she would be happy to forward to the new person.

Welcoming Committee Chair: Helen Sparks (minihelen2002@yahoo.com)

Newsletter Editor: Janet Gordon (jg89084@gmail.com)

Website Administrator: Lorrilee Stackhouse (lorrilee@cox.net)

State Representatives

Arizona: Ginger Anderson (ginmini@gmail.com)

California: San Diego and Imperial Counties: Susan "Micro" Michaels
(micro.realestate@gmail.com)

California: San Luis Obispo and Kern Counties: Betty Hodges (beachbetty@aol.com)

California: Santa Barbara, Ventura, and Los Angeles Counties:
Grace Mlynowski (mlynowskigrace@yahoo.com)

California: Riverside, Orange, and San Bernardino Counties:
Jackie Smith (minijsmith@att.net)

New Mexico and El Paso, TX: Susan Sheridan (ss5380@mail.com)

Southern Nevada: Corena Wickett (HianHeart@aol.com)

A SPECIAL REPORT FROM THE CONVENTION IN INDIANAPOLIS

JAN FELDHOUSE, REPORTER,

Live and In person - the Winter Wonderland Convention in Indianapolis!

As an attendee of this year's convention, I want to thank the entire committee for hosting such a great event. The best part - we were with actual members/friends - not on Zoom or online. You can't replace face to face contact.

*The NAME
Logo is
based on
this house.*





The projects were done in class with Bradley Meineke

This participant took one preconvention class making quarter inch furniture and one convention workshop learning painting techniques combining acrylic paint and stain. The evening gala was a hoot. We had finger foods, dueling piano players, and dancing by our talented members ending with a raffle and silent auction. Of course, Pete Acquisto's limited

50th anniversary souvenir of two gold plated champagne glasses did not

disappoint. They are beautiful and can be added to the NAME Day anniversary box. Thank you, Pete.

We had all the usual activities--garage sale, round tables & mega round tables, auction, various classes, hospitality room with the best project to work on, exhibit room decorated like a fairy Winter Wonderland (as advertised), and of course our vendors in the sales room. We could actually see our vendors' beautiful creations and wares IN PERSON! Can you tell this member loved, loved, loved being there!

A project that was done in the hospitality room.



An idea for display—a Victorian cabinet.



We did get some business taken care of during our regional and National business meetings. Congrats to the new board members and a big thank you to the outgoing members for years of service - especially during the pandemic. Kudos to y'all.

Next year's convention is in Cape Cod, MA. Circle the dates on your calendar-- **August 17-20, 2023**. I encourage you to try and attend at least one National convention in your life. You will experience nothing like it. If you are a real planner, the 2024 convention (Old Southern Charm, Aug 1-4, 2024) will be held in Franklin, TN - just outside Nashville.

Plan for next summer. What could possibly go wrong?



ARIZONA CLUB NEWS

From Ginger Anderson, State Representative

On NAME Day 5 people gathered in Phoenix, Arizona, at the home of Sue Proulx. She has a lovely LARGE workshop with everything needed to work on minis. Sue's kit had not arrived on time, but she spent the time working on last years Tiki Bar project. So, everyone was working on a NAME Day project. We had a fun day, and each got a lot done.


Picture Left to right - Lisa Lambert, Ginger Anderson, Helen Sparks, Ruth Piatek, Sue Proulx



On September 10, Small World Miniature Club C-143 members arrived to find that their meeting room was undergoing renovations and not available for their monthly meeting. Not to be deterred, they ended up gathering in the parking lot and had a "tailgate" meeting where the project kits for "scene-in-a-bag" were passed out to members who were present. There were several samples of similar projects on hand for inspiration. It was a productive meeting in spite of the inconvenience.

The club also received recognition this year for 45 years as a NAME Club.





CALIFORNIA: Santa Barbara, Ventura, and Los Angeles Counties, Grace Mlynowski, Representative

These are the classes from the NAME convention in Indianapolis that I took and have finished. The first was taught by Cindy McDaniel at a pre-convention workshop "Furnishing Your QS House." I actually finished it in class!



Next is a "Ballerina in a Frame," by Pat Boldt, with one of her wonderful dolls which I attempted to dress.



A Friday registered workshop was Winter Wonderland by Karen Benson. I included many of the great items from the tote bag.





The Thursday night project was an ice fishing shack by Taryn Reece, entitled "Winter Solitude".

ALBUQUERQUE MINI MAKERS

From Susan Sheridan, NM State Representative & President, Albuquerque Mini Makers

The Albuquerque Mini Makers will be hosting a NAME Day on Saturday, October 22, 2022. We will be meeting at the Rio Rancho Regional Chamber of Commerce. Costs will be ordering the kits. We are planning this to be from 9:30 am to 4:30 pm with gift exchange, and raffle drawings along with lunch and snacks.

We will send some photos from our NAME Day next time.

I finally got my craft room box together with the various NAME Day craft room kits. Still have room to add to it. But I like the way it came out. The room box has both the clear acrylic top and front so you can see everything. I purchased it from Miniature Hobby Builders.

Summer meetings were light, but looking forward to our NAME day and preparing for our upcoming Holiday party in December. I don't know where this year went.

We send best wishes for the upcoming holiday season to everyone. Till next time.

Susan



CENTRAL COAST MINI MAKERS

**From Betty Hodges, State Representative, California:
San Luis Obispo and Kern Counties**

The Central Coast Mini Makers have been busy. We just finished helping the Good Sam Miniature Show in San Jose. We enjoyed meeting many new dealers and seeing our old friends. We have been meeting the second Saturday of the month in a new location. We are now meeting in Santa Maria, CA, at the home of one of our members. Our members are taking turns teaching classes each month. We are also scheduling time for us to work on projects we have not finished. Maria Wolcott, who is our oldest member, celebrated her 100th birthday in August. Our youngest member, who comes with her mom, is 6 years old! We are planning on going to meet with another NAME club south of us to enjoy a day of making minis. Our goal this year is to connect with others who are members of NAME and plan on getting together and share our love minis in every way we can. Betty Hodges

LAS VEGAS MINIATURE ENTHUSIASTS

**Corena Wickett, State Representative, Southern Nevada
By Janet Gordon**

We are sad to announce the passing of Judy O'Brion, a miniature enthusiast who enjoyed creating miniature houses as well as meeting with our miniature club every month.

Judy was such a bright light when ever she came into a room. We will always remember Judy's laugh and sense of humor, her friendship, her good counsel, her enthusiasm about miniatures that was very contagious, and especially her courage and smile. We miss Judy very much!!



We are pleased to announce that Corena Wickett, an enthusiastic supporter of our club, as the new State Representative. Thanks to Sonia Burke for holding that position.

We are planning our participation in IMOMA's 2nd Annual International Market of Miniature Artisans Show & Sale in Las Vegas from February 22 to 26, 2023. We'll help out the volunteers and we'll have a table in the retail part of the show. [<https://imomalv.com/>]






By Janet Downing



By Sylvie Swanson



Joy O'Grady got the fabric on eBay. Type in "miniature fabric."

Welcome to the Online Dollhouse Miniatures Club for NAME members who want to be part of a Dollhouse Miniatures Club (and Non-NAME member guests [who have up to a year to join NAME] to get an idea of what NAME is all about)

A club for NAME members who are not able to attend a club in their area! For more

information, go to miniatures.org



By John Stackhouse on a lathe.

Mini Cyber Club

Clubhouse on the net

We love dollhouse miniatures!



VISIT CREATE for their monthly challenges, videos, live sessions, lunch and learn, tutorials, quick minis, and more.

www.create.miniatures.org

AND DON'T FORGET NAME ON FACEBOOK:

<https://www.facebook.com/groups/291500559776/>

PODs

PODs are loosely structured communities of NAME members, similar to clubs but with no restriction on number of members or need for formal organization.

For more information about forming or joining a POD you can contact Brian Hughes or Roy Moore

Check www.facebook.com/groups

All Hallow's Day/Fall Minis NAME

<https://www.facebook.com/groups/522635198074537/>

Christmas in Minis NAME <https://www.facebook.com/groups/777307729116320/>

A Walk in the Flower Garden NAME

<https://www.facebook.com/groups/152554828919567>

NAME UFOers https://www.facebook.com/groups/2013556295630354/?ref=br_rs

NAME Spring POD: <https://www.facebook.com/groups/1862773347131590/>

Porches For All Seasons Minis NAME o POD:

<https://www.facebook.com/groups/429454637698588/>

NEWSLETTER SUBMISSION INFORMATION


The N-1 Newsletter is published quarterly. All members of N.A.M.E. are welcome to submit contributions.

Submissions for the Winter issue are due by **January 15th.**

Submissions for the Spring issue are due by **April 15th.**

Submissions for the Summer issue are due by **July 15th.**

Submissions for the Fall issue are due **October 15th.**



The editor welcomes articles containing news about club activities, events, displays, etc. *The editor needs to occasionally change font size, crop photos, and move things around to make things fit.*

Please submit text in .doc or .txt format (text in email is fine).

Photos can be in .jpg, .bmp (bitmap), or .png format. Be sure that the pictures can be identified easily for captions.

If you submit flyers in .pdf format, please assure they are one-page flyers only.

Events, updates, other timely information, and past volumes of the newsletter may also be found on the Regional Web Site: <https://n1.miniatures.org/>. Remember that your region relies solely upon volunteers and has no budget for mailings. You are encouraged to share this newsletter with your mini friends who do not have access to the internet.

Information and opinions contained in the N-1 Newsletter do not necessarily reflect the view of the National Association of Miniature Enthusiasts or its regions. The facts as presented in each article are verified insofar as possible, but any opinions are strictly those of the individual authors. If notified of errors, the editor will make corrections in the following issue.

Newsletter Editor: Janet Gordon (jg89084@gmail.com)