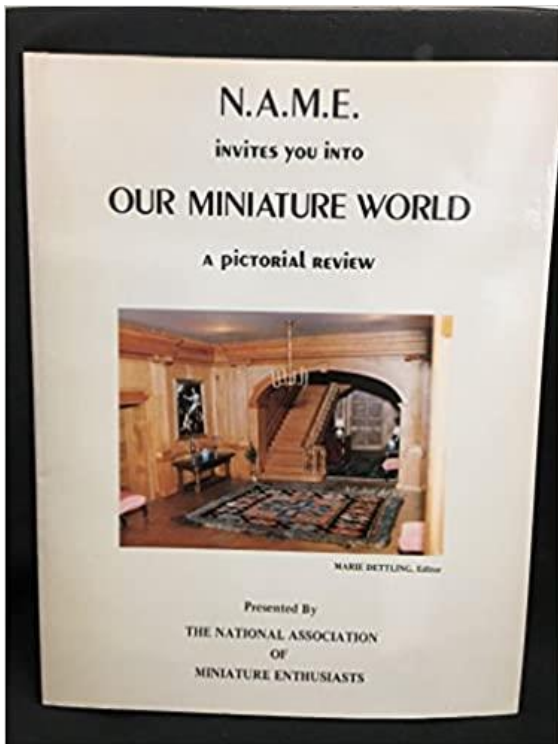


small talk



N.A.M.E. Region N-1 Newsletter Summer 2022 Issue No. 53
Representing: Arizona; New Mexico; So. Nevada; El Paso, Texas; and So. California
REGION N-1 HAS A WEBSITE! <http://n1.miniatures.org/>

From Jan Feldhouse, Our Regional Coordinator



When I first became interested in miniatures, I would go to the library and take out books to delve into the “how to’s” of making miniatures. I slowly began to acquire my own library of books on miniatures. One of my club members was cleaning out her book supply and I got one *N.A.M.E. Invites You Into Our Miniature World – A Pictorial Review* by Marie Dettling, Editor. It was written in 1982. While paging through it, I was impressed with how many museums were listed, artisans highlighted, and small scales were being done – way back then. It’s never too late to start your library in actual books or acquiring Internet copies. I find that reference materials are invaluable.

I wish to quote the editor of the above-mentioned book, “In the world of miniatures, dreams do come true. We can realize our most elaborate fantasies and fulfill our fondest wishes.” When I look at our regional photos submitted, I believe you have carried out Marie’s words.

Another quote from Marie is, “At the present time we have 12,000 associated members including a number of international members (in NAME).” I wonder if we are anywhere near that number these days. Please urge newcomers to remain with NAME.

Our organization has so much to offer members whether you come together in person or use the Internet with NAME.

Enjoy your summer, relax, and create at least one new mini. You deserve time for yourself. Maybe you could share your creation with your club members and send a photo for our next newsletter. We’d love to see it.

A sad note: Nancye Claypool’s husband passed away recently,
and we send her our condolences.
Her husband, Greg, was a great supporter of our miniature hobby.

A travel suggestion: Register, and get ready to pack your bags.



Plan for next summer. What could possibly go wrong?



Region N-1 Leadership Team

Regional Coordinator, N1: Jan Feldhouse (feldhouse.jan@gmail.com)
Welcoming Committee Chair: Helen Sparks (minihelen2002@yahoo.com)
Newsletter Editor: Janet Gordon (jg89o84@gmail.com)
Website Administrator: Lorrilee Stackhouse (lorrilee@cox.net)

State Representatives

Arizona: Ginger Anderson (ginmini@gmail.com)
California: San Diego and Imperial Counties: Susan "Micro" Michaels
(micro.realestate@gmail.com)
California: San Luis Obispo and Kern Counties: Betty Hodges (beachbetty@aol.com)
California: Santa Barbara, Ventura, and Los Angeles Counties:
Grace Mlynowski (mlynowskigrace@yahoo.com)
California: Riverside, Orange, and San Bernardino Counties:
Jackie Smith (minijsmith@att.net)
New Mexico and El Paso, TX: Susan Sheridan (ss538o@mail.com)

***NOTE:** Sonia Burke the Southern Nevada State Rep has resigned, and we wish to thank her for several years of devoted service to NAME. Corena Wickett has volunteered to take on this position (HianHeart@aol.com).



*LORRILEE AND JOHN STACKHOUSE,
Las Vegas Miniature Enthusiasts,*

From Lorrilee

John and I are addicted to miniatures – and we are happily proud of it. My fascination began in childhood when I received one of those metal dollhouses with plastic furniture. I could never reconcile myself to the décor items like curtains, pictures, and rugs that were printed on the walls and dreamed of having a more realistic house. By the time I was in junior high I was checking out the same book on building a dollhouse and furniture over and over from the library. I didn't have the ability or means to do any actual building with appropriate materials, but I constructed cardboard and popsicle stick furniture and rooms. I remember an elaborate popsicle stick bed with purple check fabric bedding that my mother gave away when a friend of hers visited with her child ... sigh!

John was more interested in models, of course, cars and airplanes. But I converted him, although it did take a few years. When our daughter was three years old, he built her a dollhouse that fit our needs. It was single story, open from the top, and slid under her bed when not in use. It was furnished with Fischer Price plastic furniture and lived in by their plastic people. It got a lot of use!

Since John was in the Navy and we moved every few years, a traditional dollhouse was just not feasible, but we found the perfect one for us. It could be taken apart as it was held together with two pegs that locked it in place. It looked like a traditional dollhouse, made of 1/4" plywood, and had six rooms and an attic. It was very, very plain with no ornamentation and we started making it nice for our daughter. John added scratch-built windows, a front door, and trim. We put in





From Lorrilee: John in 3-D printing miniature with his 'Q is for quill' bookend project. He designed and built the furniture.

wooden flooring and made tile flooring with squares cut from mat board and painted. We both built Victorian style furniture. I put together a lot of Chrysnbon kits, and we collected or made various bits and pieces. Our son and John and I were more fascinated with the house than our daughter was! We also discovered and subscribed to *Scale Cabinetmaker* magazine, a great source of inspiration and information.

We moved, again, to Guam and the dollhouse went along; however, between the heat, humidity, and how busy we were, making miniatures moved down on our to do list. I did do some needlepoint and crochet, made a few paper plants, and my son, daughter, and I made a fancy bed.

Life continued to move on. We were busy with life and working, and miniatures had to wait, but we were still interested. We eventually ended up in Las Vegas where John had been raised, the last place I expected to ever live. We've been here for 26 years, far longer than we lived anywhere else! Now was the time for minis – but not so fast. We were busy enjoying our grandchildren and other interests. We joined the local rock club, Southern Nevada Gem & Mineral Society, and both served as officers for years. John helped start a local Calligraphy Guild. We both tried wood carving, polymer clay, and various other crafts.

Eventually I had a health crisis and what I thought about was, “I need to start doing miniatures, or it's



A skeleton, chest, & base club project. This was supposed to be John's, but I ended being the one that actually did it.

going to be too late!” We joined Las Vegas Miniature Enthusiasts and have had so much fun. We have both taken various classes and learned skills. John loves turning wooden jars and vases and making some furniture items. I learned to make nice baskets, books, and to use polymer clay for plants and food items.

My favorite thing about miniatures is that everything you have done in crafts can be done in miniature. I've done full size macrame, crochet, knitting, cross stitch, needlepoint and quilting and it all can be miniaturized. I love that you can use miniatures to tell a story. Your room box can set a scene from your life or your imagination!



This is the first LVME project we did. It is a Peddler Doll kit from Ann Vanture's Paper Minis. The doll was supposed to be carrying a tray with all her goodies, but I really wanted a cart.



This is a farmstand, another club project, filled with lots of polymer clay veggies. John designed and made the small stand of bins as a holiday gift one year.

ALBUQUERQUE MINI MAKERS

From Susan Sheridan, NM State Representative
& President, Albuquerque Mini Makers

Can't believe we just celebrated the 4th of July. This year is whizzing by.

We have been meeting and finishing up Tiki Bars and other projects when we meet once a month. Peggy completed her quarter scale Tiki Bar and has it on display under a glass dome. She did a great job! I was working on completing the quarter scale Betterleys kits for the 4th of July. I think they turned out well and had it on display for the holiday.

The Albuquerque Mini Makers will be hosting a NAME Day on Saturday, October 15, 2022. We will be meeting at the Rio Rancho Regional Chamber of Commerce. Costs will be ordering the kits. We are planning this to be from 9:30 am to 4:30 pm with gift exchange and raffle drawings along with lunch and snacks.



We are looking forward to the upcoming fall season and getting ready for the holidays.

Stay cool and keep on making minis.

Till next time. Susan

CENTRAL COAST MINI MAKERS

From Betty Hodges, State Representative, California:
San Luis Obispo and Kern Counties



The Central Coast Mini Maker Club has been meeting once a month in a home of one of our members. Each month one of our members teaches a class. Some of us have been on the NAME website and taking classes that are offered. We are all working at trying to finish projects we have started but never finished. We are planning on continuing having fun with the clubs in San Jose and Camarillo. Our members are quite active, going to miniature shows and selling their creations! This summer finds many of us traveling! We have a new member, Cindy Loman, and we welcome her with open arms!

Betty Hodges




SAN DIEGO MINIATURE CRAFTERS

From Susan “Micro” Michaels, State Representative,
California: San Diego and Imperial Counties

San Diego Miniature Club had their celebration luncheon to welcome the new board and this year is our 50 Year Anniversary. My, time has flown by. We had the honor of having one of the original members, Gloria Osborn, tell us the beginning history of the club. I have included a picture of our oldest members and our newest members. The luncheon was a potluck and was delicious. Our talented president Debi gave out mini framed murals that she must have made for the celebration. I’ve included a picture of that, too.



We also conducted some business. It started by welcoming the new board and thanking them for their generosity of time and talents they have offered. Then we talked about our next year's show. The last two years have been hard on all of us. And trying to find an



affordable place has been a crazy challenge. At this moment in time, it looks like we will be having the show next year. Stay tuned for details in the next newsletter. Lastly, our new project we will be working on is a fruit stand. I can hardly wait to see what different ideas come out of this. I can promise you that they never stop amazing people with their creativity and talent, which you might get to see some at the next show.

And a note from me. It has been a tough two years for all of us. And you might know someone who is in need for fun. Do let them know about miniatures and the many ways we enjoy this hobby. You might be helping someone that is really trying to cope with all this mess.

And as the saying goes, "Only through sharing can we truly enjoy our miniatures (hobby)."

Stay healthy, happy, and play a little. *Micro*

LAS VEGAS MINIATURE ENTHUSIASTS By Janet Gordon

We are sad to announce that we had to cancel Nevada State Day. Hopefully, the world will right itself and we can go back to the drawing board.

But we are glad to announce that Joy O'Grady is our new president!

Welcome to our new members: Liz Brooks, Katherine Brann, Christy Hansen, and Sylvie Swanson.

We started to plan our participation in IMOMA's 2nd Annual International Market of Miniature Artisans Show & Sale in Las Vegas from February 23-25, 2023. We'll help out the volunteers and we'll have a table in the retail part of the show.

We are lucky to have Diane Zammito and Sandy Leal of Vegas Airs as our members who held hat workshops for us.

Keep cool! From Janet and Sonia



Kathy Brann gave a pencil making class—from decorative toothpicks, paint, and teeny tiny Exacto point shaving.

Ana Conroy showed us how to make a KFC chicken basket with Q-tips.



Jan Feldhouse was the lucky winner of the centerpiece by Ruth

Stewart from the virtual Portland Houseparty, *Come Fly With Me*. It's a shame people couldn't see it in person.





**Cyber connections with NAME.
Continue to make minis with
friends
and make friends with minis.**

Visit **CREATE** for their monthly challenges, videos,
live sessions, lunch and learn, tutorials, quick
minis, and more. www.create.miniatures.org

Mini Cyber Club
Clubhouse on the net
We love dollhouse miniatures!



Welcome to the Online Dollhouse Miniatures Club
for NAME members who want to be part of a
Dollhouse Miniatures Club
(and Non-NAME member *guests* [who have up to a year to join NAME]
to get an idea of what NAME is all about)

A club for NAME members who are not able to attend a club in their area!
For more information, go to miniatures.org

AND DON'T FORGET NAME ON FACEBOOK:
<https://www.facebook.com/groups/291500559776/>

PODs

PODs are loosely structured communities of NAME members, similar to clubs but with no restriction on number of members or need for formal organization.


For more information about forming or joining a POD you can contact Brian Hughes or Roy Moore

- All Hallow's Day/Fall Minis NAME
 - POD: <https://www.facebook.com/groups/522635198074537/> [3]
- Christmas in Minis NAME
 - POD: <https://www.facebook.com/groups/777307729116320/> [4]
- A Walk in the Flower Garden NAME
 - POD: <https://www.facebook.com/groups/152554828919567/> [5]
- NAME UFOers
 - POD: https://www.facebook.com/groups/2013556295630354/?ref=br_rs [6]
- NAME Spring POD: <https://www.facebook.com/groups/1862773347131590/> [7]
- Porches For All Seasons Minis NAME
 - POD: <https://www.facebook.com/groups/429454637698588/> [8]

NEWSLETTER SUBMISSION INFORMATION

The N-1 Newsletter is published quarterly. All members of N.A.M.E. are welcome to submit contributions.

Submissions for the Summer issue are due by **September 15th.**
 Submissions for the Fall issue are due **October 15th.**
 Submissions for the Winter issue are due by **January 15th.**
 Submissions for the Spring issue are due by **April 15th.**



The editor welcomes articles containing news about club activities, events, displays, etc. *The editor needs to occasionally change font size, crop photos, and move things around to make things fit.*

Please submit text in .doc or .txt format (text in email is fine).

Photos can be in .jpg, .bmp (bitmap), or .png format. Be sure that the pictures can be identified easily for captions.

If you submit flyers in .pdf format, please assure they are one-page flyers only.

Events, updates, other timely information, and past volumes of the newsletter may also be found on the Regional Web Site: <https://n1.miniatures.org/>. Remember that your region relies solely upon volunteers and has no budget for mailings. You are encouraged to share this newsletter with your mini friends who do not have access to the internet.

Information and opinions contained in the N-1 Newsletter do not necessarily reflect the view of the National Association of Miniature Enthusiasts or its regions. The facts as presented in each article are verified insofar as possible, but any opinions are strictly those of the individual authors. If notified of errors, the editor will make corrections in the following issue.

Newsletter Editor: Janet Gordon (jg89084@gmail.com)



*Announcements and Upcoming Events
NAME & Region N-1 Events, Dates,
and Locations*

Check the website (miniatures.org) for the latest information!

*The **2020 National Convention, "Winter Wonderland,"** in Indianapolis has been rescheduled for **September 1-4, 2022.**

*The **2021 National Convention, "From Sea to Shining Sea,"** in Providence, RI has been postponed to **Summer 2023.**

Don't forget to notify your website administrator of any upcoming shows or events in your area! That way, they can go on the website between newsletters. Send submissions to Lorrilee Stackhouse (lorrilee@cox.net).