

small talk



N.A.M.E. Region N-1 Newsletter Spring 2021 Issue No. 48
Representing: Arizona; New Mexico; So. Nevada; El Paso, Texas; and So. California

From Jan Feldhouse, Our Regional Coordinator

Spring has sprung! Hopefully, this year looks a bit brighter than last. As a young girl, my grandmother, aunts, and mom scurried around their homes, cleaning, scrubbing and “letting in the air.” I have not inherited the “spring clean” gene. However, I have made a concerted effort in trying to organize and clean up my mini area.

To this point, the NAME Create.miniatures.org recently hosted a Lunch and Learn by Preble McDaniel, aka The Organized Miniaturist. Her motto is “work smarter not harder.” I would like to thank her for her time and tips. Preble had a bunch of tips and showed us her containers and systems that work for her. She works mostly in quarter scale but had some one-inch supplies also.

Some items she used to store kits, fabric, and ribbon (which she sorts by color) are photo boxes because they are same size and can stack easily. She labels outside with subject content, and within the box she divides it by topic. Preble likes divider boxes to keep items separated (like her beads) and they can be economically gotten from dollar or craft stores. She keeps her flower punches, wallpaper, and rugs in plastic pouch sheets in a binder. Another tip is to keep all same size plastic bags together. On her worktable, she has a spinner (ordered from Amazon), which she keeps her supplies currently needed for a project. Preble encourages putting items immediately away after usage.



Preble emphasized donating items you no longer want to NAME. The person collecting these items is Alician Pearce, 1727 Newport Ave., Janesville, WI 53545. Please donate. Preble stressed trashing certain things that cannot be restored or repurposed. I have some of these tips incorporated in my craft room. I need to do more and spring into action this Spring! How about you? Check out more on Preble on her new website: mini-smallpackages.com for her photos and lots of how she made things.

Focus On...

A Mini Memoire of a Mini Maker, By Peggy McLoughlin




I never had a real dollhouse as a child. Mrs. Claus did surprise me with a Barbie suitcase house at ten, however. I surprised her when I turned it into a black stallion by sticking my drawing of a horse's head onto its front and then proceeded to scoot around our apartment while holding the handle on top as my saddle horn. Gertrude Clary, my beloved maternal grandmother, was my Mrs. Claus. She gave me my first miniature for Christmas when I was a teen. It was a 1:12 mahogany Victorian dresser which looked just like the one she had in her own bedroom. A few years later, she took me to a shop on Cleveland's west side where she purchased my college going-away gift: a one-inch scale Federal Victorian dollhouse kit. That kit sat in her attic until I became pregnant with our

son 15 years later and the hormones went into overdrive. My husband helped me build it.

Before retiring from my career as an educator, I only collected miniatures. As Secretary of the Albuquerque Mini Makers for the last two years and as an active member of the club for almost 10, I have been able to hobnob with some of the best at their craft. I have learned the importance of using the right tool and how glue can be my best friend or worst foe. Although I am not a consummate miniaturist, I am proud of a handful of pieces which have made it from conception to presentation. My Breakfast in the



Garden/Hotel lobby scene, inspired by the 2016 NAME luncheon in Seattle, is one of my favorites. I was a newcomer at that conference and fell in love with the magnificence of the artistry and magnanimous nature of all the people I met there. I am also grateful for the Esther Nordin dolls I found in an antique store back in Ohio. They fit beautifully into my NAME day bridal shop window. I feel Ms. Nordin is the reason I won a blue ribbon at our NM State Fair first time out of the gate. When Covid is in our rear-view mirror, my husband and I plan on visiting the mini village of Madurodam in The Hague as a bucket list treat. But, more importantly, I look forward to meeting with all my talented MiniMakers to share and create more memories soon.



DON'T FORGET---

REGION N-1 HAS ITS OWN WEBSITE!

n1.miniatures.org

Please notify the website administrator of any upcoming shows or events in your area, or just send pictures to share.

On the website, in addition to our Events Calendar, you will also find our Photo Gallery, which includes photos of recent events in the N-1 region. Our Contact page provides you with contact information for our leadership team, including our state representatives, newsletter editor, and webmaster. A visit to the Places to Go page will provide you with links to shops and museums in our region. Copies of the current and previous regional newsletters are available on our Newsletter page.

Send information to Janet Smith, the website administrator (desertminis@gmail.com).

Region N1 Leadership Team

Regional Coordinator, N1: Jan Feldhouse (feldhouse.jan@gmail.com)
Welcoming Committee Chair: Helen Sparks (minihelen2002@yahoo.com)
Newsletter Editor: Janet Gordon (jg89084@gmail.com)
Website Administrator: Janet Smith (desertminis@gmail.com)

State Representatives

New Mexico and El Paso, TX: Susan Sheridan (ss5380@cablone.net)
Northern Arizona: Ginger Anderson (ginmini@gmail.com)
Southern Arizona: Kathy Grissom (kcraftero2@gmail.com)
Southern Nevada: Sonia Burke (Seburke67@yahoo.com)
California: San Diego and Imperial Counties:
Debra Cerone (d.cerone@me.com)
California: San Luis Obispo and Kern Counties:
Betty Hodges (beachbetty@aol.com)
California: Riverside, Orange, and San Bernardino Counties:
Judy Meyer (judmey@verizon.net)
California: Santa Barbara, Ventura, and Los Angeles Counties:
Grace Mlynowski (mlynowskigrace@yahoo.com)

**ORANGE COUNTY MINIATURE GUILD
CLUB NEWS**

**Judy Meyer, State Rep., California:
Riverside, Orange, San Bernardino, & LA Counties**

Things in my area have been quiet lately. Orange County Miniature Guild met via Zoom in March and April. Club members have been informed of all the activities NAME's Create Miniatures are offering. On May 7th, we are finally meeting at the Presbyterian Church on Euclid in Fullerton, CA at 7:00pm. We hope to have 3 new members attend. They have been waiting during most of the pandemic to come to a meeting. Anyone else who would like to attend is more than welcome.

The Magic Inch-kins is also planning a long-awaited meeting at my home in San Dimas on Saturday, May 8th.

SAN DIEGO MINIATURE CRAFTERS

**From Debi Cerone, State Representative, California:
San Diego and Imperial Counties**

Spring is springing here in sunny San Diego! California has loosened Covid restrictions, and we are hoping to have in-person meetings again soon. Meanwhile, club president Julia Tollafield has done an amazing job keeping us connected, informed, and engaged. Our monthly zoom meetings are well attended; we carry on with club business and project tips, as well as updating the club regarding members who are not able to zoom. Plans continue for our show on the first weekend in February of 2022. Sounds like a ways off, but we are anxious to have our vendors and guests back in San Diego.

Our club project this year was making a scene from a plain bread board. The boards were delivered to the front porches of our members and I am including pictures of some of the finished projects.

Moving along to next year's club project, our project chair Kelly Farr has ordered sideboards for everyone and completed a couple as examples. Members can decorate their sideboards any way they want. For me, it is a great way to use up some minis in my extensive stash!

Stay safe everyone and keep on crafting!

Debi Cerone, San Diego Imperial County





By Sheryl




By Peggy

By Sheila



By Kelly



By Debi




By Carole



By Debi



By Bobbi



TUCSON MINIATURE SOCIETY

From Kathy Grissom, State Representative, Arizona South

The Yuma club is still inactive.

The Tucson TMS website is: <https://tucsonminiatures.weebly.com>. The Tucson Miniature Society club has not been able to meet in person, due to no space that would allow for distancing being available. The club has been meeting on Zoom, on the usual meeting day, the first Saturday of the month.

The board members and the Show Committee were able to meet in person, as the weather cooperated making an outside meeting at a member's house where distancing was possible. The temperature had not yet climbed to uncomfortable levels, so it was very enjoyable to be able to see each other in person. Club issues were discussed, including conversation on the Tucson Miniature Society Show and Sale. The event is planned for the usual third weekend of October. If you are feeling the need to have some fun, I recommend planning to attend the event. After canceling the event in 2020, club members are very excited to be planning an event for 2021. Discussion included maintaining distancing if it is still required. There is plenty of covered patio space at our usual show location, and with the mild temperatures of October, the outside patio there provides plenty of room to spread out if it is needed.

If you have not been to Tucson in October, it's a wonderful time to visit. In addition to indoor activities, temperatures are great to take in outdoor activities. My personal favorite indoor activity is visiting the Miniature Museum. My favorite outdoor activities are the Arizona-Sonora Desert Museum and Tohono Chul Park. If you have additional questions about the Show and Sale or would like more information on the Tucson club, give me a call at (360) 582-7748. Please leave a message, as I spend lots of time outdoors and never carry my phone outdoors when I am at home.

Our club members are busy working on their projects for the show so I am including a small peek at two projects that will be totally shared in the display room in October.

Ambreen Syed is sharing the entrance to her southwest project, and I will be sharing a peek at the southwest Hacienda I will be exhibiting. There are more rooms and a patio you will need to come to the show to see!



I am also sharing a fun little project I created by combining two kits. I combined them to make a small cottage for an older couple. I just wanted a tiny cottage, so when Ann Bramlet offered a small cottage with a loft, I purchased two and



combined them to make a small 4 room cottage.

I love doing things from scratch but my from scratch items (cut by hand) often are not totally straight. Combining the two kits I was able to create a small house, with lighting, that actually has straight walls. I added two dolls made by Jackie Williams I received in a doll swap. The older gentleman is taking his leisure enjoying sitting in his yard and enjoying a small snack, while his wife is just exiting the house to go shopping.

CENTRAL COAST MINI MAKERS

**From Betty Hodges, State Representative, California:
San Luis Obispo and Kern Counties**

The Central Coast Mini Makers finally are making plans! A few of us met and had lunch together! We are all feeling it's time to set some dates! Miniature Cottage, here in Morro Bay, is now for sale. Mike and Cherrell Botkin have owned it for 30 years. We have been spoiled having a shop we can find or order minis and supplies just around the corner!

The Good Sam Show in San Jose, October 9, 2021, has not been canceled. We have been helping at the show for the past 20 years! We are planning NAME Day for October 23, 2021. This time of being apart has been a time for reorganizing for a lot of us. A few of us have been working on filling our suitcases with the goodies we sell at shows. Everyone has a good supply of everything! Lots of new creations! We are all looking forward to getting caught up with each other!

ALBUQUERQUE MINI MAKERS

From Susan Sheridan, President and State Representative, New Mexico

The Albuquerque Mini Makers have been meeting once a month at Susan Sheridan's home. There are usually about five in attendance. There are three others that meet regularly at Christiane Starks' home as well. So, our club is meeting but not all together at this time. We are still looking to find a location in the future once the restrictions have lifted so our whole club can once again meet.

We are still working on our Pumpkin cottages as they are in various stages per each member. It gives us an opportunity to help each other with the progress. Otherwise, club members bring something to work on. (See photos of Susan's cottage still in progress.)

Since we are now into spring and moving into summer, I have included a photo of a garden chair that I taught as a workshop with the Albuquerque Mini Makers a few years back. I have it on display in my living room. I use my miniature scenes throughout my home to decorate for the seasons and holidays. It is a lot of fun and helps me with finishing projects so I can place them out for décor.

The Albuquerque Mini Makers will be hosting a NAME Day scheduled for Saturday, October 9th. Location will be determined regarding restrictions, but may be split up at our homes if needed. We will once again offer all scales. We are planning this to be from 9:30 am to 4:30pm with gift exchange, and raffle drawings along with lunch and snacks. For more information on costs for kits please contact me at ss5380@cablone.net or 505-340-5846.

Enjoy the change of seasons as we move from spring into summer, best wishes and health to all. *Susan*



LAS VEGAS MINIATURE ENTHUSIASTS
By Janet Gordon
Sonia Burke, State Representative, Southern Nevada

We are still meeting virtually by Zoom and literally at Jan and Joe Feldhouse's home. Our club president, Janet Downing, has kept us up to date with club business and project ideas. Jan Feldhouse has kept us up to date with Create and other NAME projects. We have hopes for our regular meeting space opening in June.

Welcome to Allison Hope, a once and future member, who joined us, having belonged to our club a while ago. We're happy she ventured out.

February's project was to make paper umbrellas, perfect for NAME Day 2021's tiki bar. And March's project was to make raffia spring wreaths. And check out the May/June issue of the *Miniature Gazette* for an article about our club (page 9).



Joy O'Grady demonstrated making miniature (1:12) craft tools.



*Tiki Bar
Umbrella
by Judy
O'Brion*



*Umbrella in an Easter
Scene by
Janet Downing*



By Jan Feldhouse



From Debbie Cochran, Book Cases, Books by Robin Betterley



From Sandy Leal (Vegas Airs)

Visit create.miniatures.org.

Join NAME every Wednesday
(4 Pacific Time) for virtual
“A Round Tuit” Zoom workshops.
Craft the same project as other members,
or work on your own and chat.





NEWSLETTER SUBMISSION INFORMATION

The N-1 Newsletter is published quarterly. All members of N.A.M.E. are welcome to submit contributions.

Submissions for the Summer Issue are due by July 15th.
Submissions for the Fall Issue are due by October 15th.
Submissions for the Winter Issue are due by January 15th.
Submissions for the Spring issue are due by April 15th.

The editor welcomes articles containing news about club activities, events, displays, etc.

The editor needs to occasionally change font size, crop photos, and move things around to make things fit.

Please submit text in .doc or .txt format (text in email is fine).

Photos can be in .jpg, .bmp (bitmap), or .png format. Be sure that the pictures can be identified easily for captions.

If you submit flyers in .pdf format, please assure they are one-page flyers only.

Events, updates, other timely information, and past volumes of the newsletter may also be found on the Regional Web Site:

<https://n1.miniatures.org/>. Remember that your region relies solely upon volunteers and has no budget for mailings. You are encouraged to share this newsletter with your mini friends who do not have access to the internet.

Information and opinions contained in the N-1 Newsletter do not necessarily reflect the view of the National Association of Miniature Enthusiasts or its regions. The facts as presented in each article are verified insofar as possible, but any opinions are strictly those of the individual authors. If notified of errors, the editor will make corrections in the following issue.

Newsletter Editor: Janet Gordon (jg89084@gmail.com)



Announcements and Upcoming Events NAME & Region N-1 Events, Dates, and Locations

Check the website (miniatures.org) for the latest information!

***The San Diego Miniatures Show and Sale** originally scheduled for February 6-7, 2021, has been cancelled. Plans are already underway to reschedule for the beginning of February 2022. For more information, check the website <https://sdminiatureshow.com>.

***The Annual Phoenix Doll House and Miniature Show and Sale**, originally scheduled for March 27-28, 2021, has been cancelled. For more information check the website <http://phoenixminiatures.com>.

***Tucson Club Show and Sale** is still scheduled for October 16 & 17, 2021. Details to follow. <http://www.phoenixminiatures.com>.

***NAME DAY "Tiki Bar"** is scheduled for October 2, 2021.

***Nevada State Day** has been postponed to 2022. For more information check the website <https://www.lvminiatures.org>.

*The postponed **2020 National Convention, "Winter Wonderland"** in Indianapolis has been rescheduled for 2022.

*The **2021 National Convention, "From Sea to Shining Sea,"** in Providence has been postponed to 2023.

*The **2020 Portland Regional Houseparty, "Come Fly with Me,"** has been postponed to May 6-8, 2022.

*The **Online Houseparty, "Splintered Fairytales,"** is scheduled for Feb. 17-20, 2022.



Don't forget to notify your website administrator of any upcoming shows or events in your area! That way, they can go on the website between newsletters. Send submissions to Janet Smith at desertminis@gmail.com.