



SMALL TALK

REGION N1 - NATIONAL ASSOCIATION OF MINIATURE ENTHUSIASTS

UPCOMING EVENTS

NAME NATIONAL CONVENTION

23-26 August 2018

North Charleston, SC

Visit NAME's webpage for details:

<https://www.miniatures.org>

NAME DAY 2018

THE BEDROOM PART III

6 October 2018

This event is for NAME members and NAME clubs only. **Not a Member; join!** See Miniature Gazette Magazine (pages 17 & 35, 36 and 37) for all details on hosting your NAME Day event!

www.miniatures.org

43rd ANNUAL GOOD SAM SHOWCASE OF MINIATURES

13-14 October 2018

Double Tree Hotel - San Jose, CA

Visit webpage:

www.goodsam-showcase.miniature.net

or call: Ruth Heisch 1-408-997-1004

Ruth's Email: grouchybeartoo@aol.com

TUCSON MINIATURE SHOWCASE

20-21 October 2018 - Tucson, Arizona

Tucson Women's Club

Miniature Show & Sale

Information: 1-520-881-0606

www.theminitimemachine.org/showcase

ARIZONA STATE DAY

3 November 2018

Presented by Small World Miniature Club.

A half-inch scale project

Photos & Registration form in the

Spring Issue of N1 Small Talk Newsletter.

A MESSAGE FROM YOUR REGIONAL COORDINATOR

A few words to all the miniaturists out there. We have some great up coming events that I hope you all will attempt to participate in.

The new Regional Coordinator (my replacement) is Sarah Westenburg. She will officially take over N1 Regional Coordinator duties at the NAME National Convention in North Charleston, South Carolina in August.

Lets also welcome and thank Annette Hammond for volunteering to take over as the new Editor of Small Talk! Be sure to pass your mini news and updates to her!

I would like to take this opportunity to thank you all for your support over the years and to ask for your continued support of our new Regional Coordinator as she takes the lead.

See you around the region!

Ginger

2018 NAME Annual Business Meeting

Saturday, 25 August at 10:00 a.m. EDT at the Annual Convention in North Charleston, SC
Proposed Amendments to the Code of Regulations will be voted on. Please review the Miniature Gazette Magazine (May/June) for the changes, as well as the summary of the regular Board Meeting of the Trustees held 18 Jan 2018. If you cannot attend the Convention please email your Region N1 Coordinator with your opinions, thoughts. Issues will be discussed an voted on at this meeting in SC.

REGION N1 - SMALL TALK

Kathy Grissom, State Representative Southern Arizona

The Southern Arizona Miniature Enthusiasts (SAME) of Tucson, are busy working on the details of the Tucson Miniature Showcase. Stay tuned for updates to be published in this newsletter.

Saguaro Miniature Guild of Yuma (SMGY), Susan Shinn club President. The club is on hiatus as most of the club members are "snowbirds" and have returned to their summer/fall homes in other states. Members will return in winter for their six month stay in Yuma. So news from the group when they return!

Debra Cerone - California State Representative for San Diego and Imperial Counties

The San Diego Miniature Crafters (SMC) are relaxing for summer after a fantastic show in March. Debi by the way is enjoying France for several weeks. Wow, how great is that!

Betty Hodges - California State Representative for San Luis Obispo and Kern Counties

Summer Break !

Nancy Robertson - California State Rep for Riverside, Orange, San Bernadino and Los Angeles counties. The Orange County Miniature Guild project for the year has been a nautical themed room box, pictured here. At each monthly meeting they work on an item specifically for the room box. Additionally, they are working on completing tote bag favors to donate to the NAME National Convention being held in South Carolina the 23-26 of August, "Sweet Tea and Sunshine - a Southern Celebration"



REGION N1 - SMALL TALK

Grace Mlynowski - California State Rep for Santa Barbara, Ventura and a portion of Los Angeles Counties.




NAME Clubs in the area are:

Mid-Valley Mini Maniacs (MVMM), club President, Liz Rattan
Camarillo Miniature Guild (CMG), club President, Rose Schultz
Miniatures West (MW), club President, Nikki Donahue.

Miniatures West sponsors the annual Miniatures West Fantasy Show and Sale each February. Watch for updates!

The Camarillo Miniature Guild is currently working on a project for a club party. Below is a sneak peak of this project and some of its decorating pieces. A unique table to host items such as the mini Trees and a fabulous rustic tin watering can!



REGION N1 - SMALL TALK

Janet Gordon - State Representative-Nevada.

The Las Vegas Miniature Enthusiasts (LVME) are fortunate in having Ginger Landon Siegel with us as a “snowbird”! In February she took over our meeting to work on a one-inch scale faux leather Travelers Trunk, several different pocket watch kits (Gnome House, Haunted House) and a little Ginger Teapot House as pictured below. As usual she was inspired and inspiring!



We had a great time making tote bag favors (pictured here on the left) for the NAME National Convention in Charleston this summer. It was quite nostalgic since going to the beach is a distant memory for some of us. Las Vegas has its own “snow days” – days with temps above 100 degrees so we are stockpiling our projects to do indoors.

Our challenge projects for this year are (1) anything about Sherlock Holmes; (2) a story book display with the book for our displays at various libraries in the Las Vegas Valley; and (3) vignettes in non-conventional containers. If you are in the area, come and visit with us.

We meet every 3rd Saturday except in December. Check out our new website for more information: lvminiatures.org. Or contact us at lvminiatures@gmail.com.

We created a new display at the Sahara West Library in Las Vegas, emphasizing that dollhouses, which can be somewhat intimidating for beginners, aren't the only way to work with miniatures (display photos next page).



Jan Feldhouse Story Book
Legend of Sleepy Hollow

REGION N1 - SMALL TALK



Debbie Cochran, Examples of the same design in 3 scales (1/4, 1/2, 1-inch)



Judy O'Brion, Sahara West Library



Sharon Wechsler - Sahara West Library display - April 2018

Judy Stebbins is a master at making live & dried flower arrangements. She excels at the miniature ones and has given us demonstrations. At the Las Vegas Flower Arrangers' Guild Spring Flower Show "As the World Turns" - Judy won for her Petite category design, "Atlas Holds the World".

REGION N1 - SMALL TALK

Susan Sheridan- State Representative-New Mexico and El Paso, TX


The Albuquerque Mini Makers (AMM) have a new meeting location at the Central & Unser Library, 8081 Central Ave. NW, Albuquerque, NM 87121. It is a very nice facility with lots of room, tables and chairs for our meetings. We meet on the third Sunday of each month, afternoons from 1:30 - 4:30 p.m. We are open to new members and anyone visiting our city is "welcome" to join us!

Currently club members are working on a dome room kitchen scene in both one-inch and quarter-inch scales. This was a project from a 2013 Miniature Gazette Magazine. Susan Sheridan taught the quarter scale and Diane Bishop taught the one inch scale. In June we will be working on making kitchen towels for our scenes by Loretta Brand and Tina Pavlakovich.

We just completed making Market Stalls from foam core in both one-inch and quarter-inch scales taught by Rose Furlong. Kellie Wachter brought her completed Lebkuchen Market Stall. Everything in the stall is handmade including the 25 paper pinecone adorning the greenery. Loretta completed her quarter scale market stall with tiny crocheted pillows.

The Albuquerque Mini Makers will be hosting a NAME Day on Saturday, October 13th at the Meadowbrook Trailer Park Community Center from 9:30 - 4:30. Desk and Chairs will be made in all scales. Event includes continental breakfast, potluck lunch, gift exchange, raffle drawings, Tray sales, and an Exhibit. Anyone interested in participating should contact Susan Sheridan:

Email: ssheridan@q.com The deadline to signup and to order kits is July 8th. Hope everyone's summer is a fun one with lots of mini projects!!



REGION N1 - SMALL TALK

YOUR N1 TEAM

(contact information)

Regional Coordinator

Sarah Westenburg

Email:

Newsletter Editor

Annette Hammond

annettewh2016@gmail.com

State Representatives:

Arizona - Northern
Ginger Anderson
ginnymini@aol.com

Arizona - Southern
Kathy Grissom
kcrafter02@gmail.com

California - San Diego and
Imperial Counties:
Debra Cerone
d.cerone@me.com

California - San Luis Obispo
and Kern Counties:
Betty Hodges
beachbetty@aol.com

California - Riverside, Orange,
San Bernardino and Los Angeles Counties:
Nancy Robertson
nanrob996@yahoo.co

California - Santa Barbara,
Ventura, and Los Angeles Counties:
Grace Mlynowski
mlynowskigrace@yahoo.com

Nevada - Southern
Janet Gordon
jgaliante@yahoo.com

New Mexico and El Paso, Texas
Susan Sheridan
ssheridan@q.com

Welcome Committee Chair:

Helen Sparks

minihelen2001@yahoo.com

Web Administrator:

Janet Smithdesertminis@gmail.com

N1 Region WebSite:
<http://www.name-n1.or>

Events, updates, photographs and past volumes of the newsletter may be found on the regions web site.

NAME CONTACT INFORMATION

National Headquarters
Office Hours 8:30 a.m. to 5:00 p.m.

NAME MAILING ADDRESS:

*P.O. BOX 69
CARMEL, IN 46082*

*1-800-571-6263 or 1-317-571-8094
FAX: (317) 571-8105*

EMAIL Addresses:

*General questions:
name@miniatures.org*

*Membership, Regional accounts/payment:
members@miniatures.org*

*National Convention or Houseparties:
conventions@miniatures.org*

WEBSITE: www.miniatures.org

FACEBOOK: [facebook.com/NAMEMinis](https://www.facebook.com/NAMEMinis)

EBAY: www.ebay.com/usr/name-estates

ETSY: www.nameminiatures.etsy.com

REGION N1 - SMALL TALK

“SMALL TALK” SUBMISSION INFO:

Submissions for the N1 newsletter are due to the Editor quarterly as follows for calendar year 2018:

Spring-submissions are due by Mar 1st.
Summer-submissions are due by Jun 1st.
Fall-submissions are due by Sep 1st.
Winter-submissions are due by Dec 1st.

The Editor welcomes articles containing news about club activities, events, displays, etc. Please keep club reports to 400 words and no more than six pictures. The Editor reserves the right to edit, change font and/or size, crop photos, and move things around to make information fit the newsletter format/pages.

TEXT: Please submit text in .doc or .pages format (text in your email is also ok).

PHOTOGRAPHS: Submit photos in .jpg, tiff, or gif format only.

FLYERS: Must be submitted in .pdf format only. Please ensure they are complete and fit on one page only; both visually and when printed. Be sure **NOT** to include a background color for the entire flyer.

REGISTRATION FORMS: Must be submitted in .pdf format only. Please ensure all information is provided along with POC information. Do not use any background color for the completed form.

Remember that your region relies solely upon volunteers and has no budget for mailings. You are encouraged to share this newsletter with your mini friends who do not have access to the internet.

REMINDER: For those without internet access or without a computer. Most local libraries have free internet access and computers to use. Simply call and reserve a time to use them. Some Senior Centers also have computers and internet access at no cost.

Information and opinions contained in the N-1 Newsletter do not necessarily reflect the views of the National Association of Miniature Enthusiasts (NAME) or its regions. The facts as presented in each article are verified insofar as possible, but any opinions are strictly those of the individual authors.

NOTE: If notified of errors, the Editor will make every attempt to put corrections in the following issue.

FREE TUTORIAL provided by Janet Smith attached for your mini pleasure!

Mini cutout Movie Posters

Easy Danish Pastries in Three Scales

By Janet Smith
Desert Minis, Inc
www.desertminis.com




Materials Needed

- Air Dry Clay
- Golden Ochre Pastel Chalk
- Emery Board
- Double Stick Tape (I like the Removable Scrapbooking Tape for this project)
- Straight Pin with a round head
- Makeup Sponge
- Gallery Glass Paints (Ruby Red and Sunshine Yellow Used in Photos)

Instructions


1. Put a strip or two of the double stick tape on your work surface.




2. Grate a little Golden Ochre Pastel and mix into the White Air Dry Clay. You want to add enough to look like the inside of a pastry...not the crusty outside. So just a little.




3. Break off the clay into small bits and roll into balls. These should be roughly 1/16" for quarter (1.48) scale, 1/8" for half (1/24) scale, and 1/4" for one inch (1/12) scale.



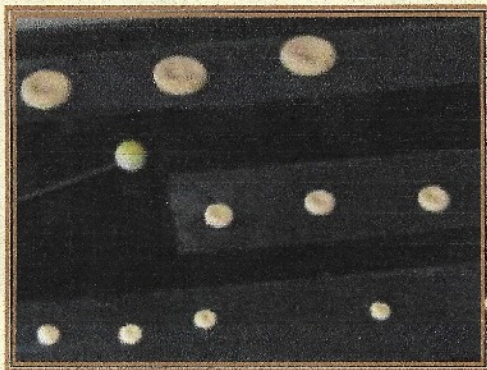
4. If you're making half scale or one inch scale pastries, flatten these balls a little with your finger tip. If you are working in quarter scale, you can skip this step.



7. Add a drop or a bit of gallery glass paint to the centers of each pastry. I used Ruby Red for raspberry filling and Sunshine Yellow for lemon filling.




5. With the round end of your pin, make a depression in the center of each pastry. For the quarter scale pastries, this just requires a push with the round end of the pin. For the larger scales, you may need to use the pin head to push around in a small circle.



8. Once these are thoroughly dry (might be a full day later!), you can slide them off the tape with a razor blade and glue them to your serving plate or pastry tray. It's easy to make a lot of these so they are great for filling bakery shelves!



6. Grate a little more of the golden ochre pastel and, with a makeup sponge, apply to the tops of the pastries. Be gentle. It takes awhile for the air dry clay to dry, and you don't want to flatten them...just add color to them.



Desert Minis, Inc.

Janet Smith
575-532-5432
desertminis@gmail.com
www.desertminis.com